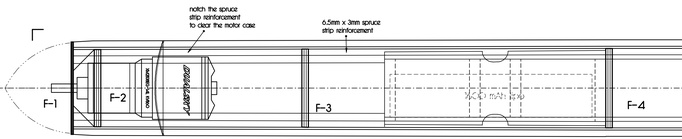

Fuselage Plan View

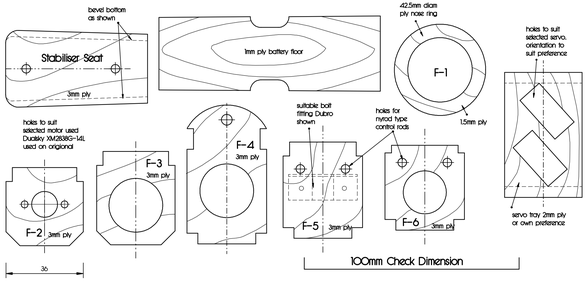

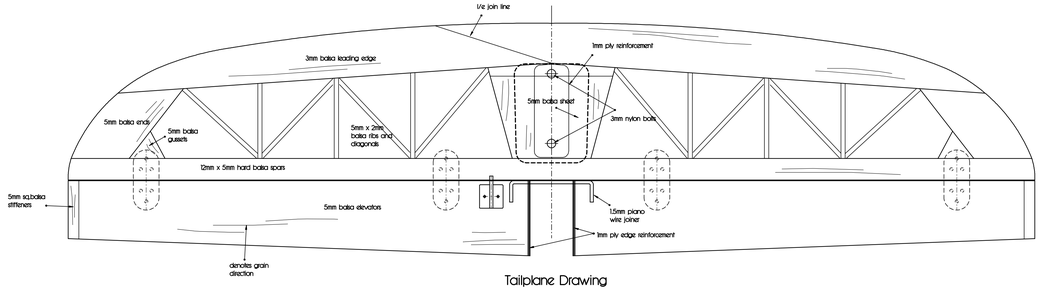

Tailplane Drawing

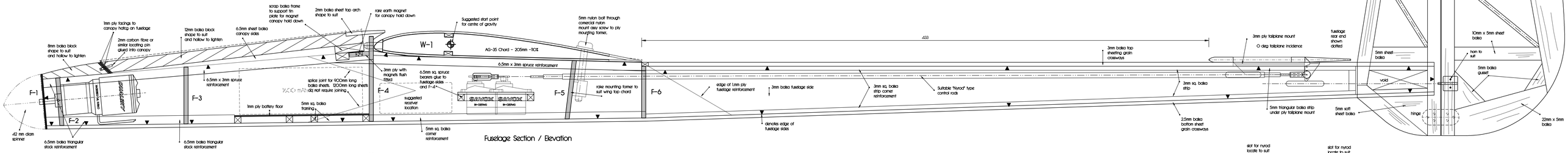

Fuselage Section / Elevation

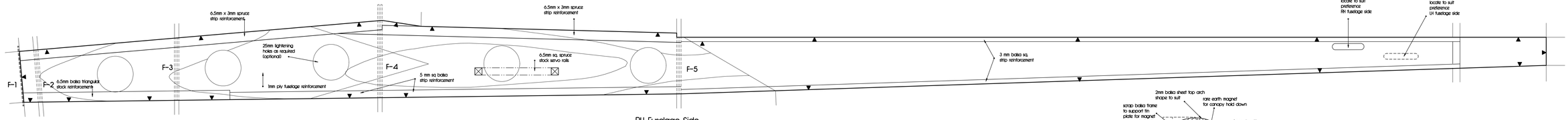

RH Fuselage Side

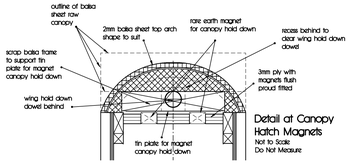

Detail at Canopy Hatch Magnets
Not to Scale
Do Not Measure

Note :- All sections are for reference only do not scale from them

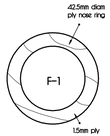

Section at F-1

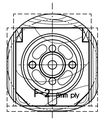

Section at F-2

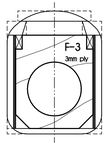

Section at F-3

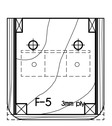

True Elevation at F-5

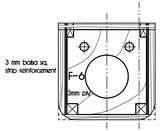

Section at F-6

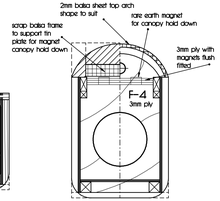

Section at F-4

Plan is 1200 mm long x 560 mm high from these corner lines

0 mm 10 20 30 40 50 60 70 80 90 100 mm
Scale Full Size Metric - check print for accuracy with this

VOLARE - RES ELECTRIC GLIDER

Fuselage Plans

Electric Version By John Torance

Drawn J.E.T.	Nov 2013	AG-35 Aerofoil	Dwg No 1	Rev. D